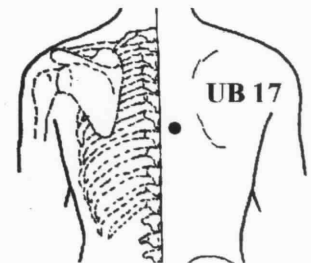
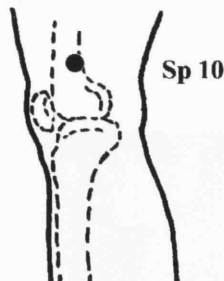
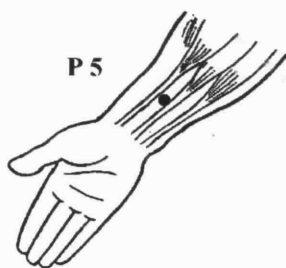
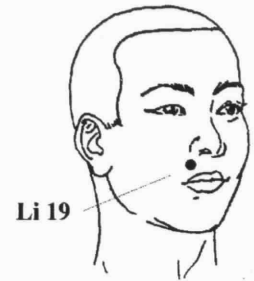
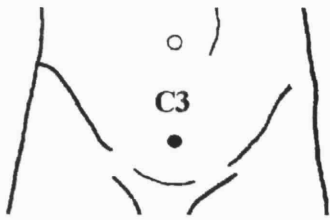


# AcuPoint Analysis

## ARTERY AND VEIN DISORDERS\*

### Points



Point	Description
<b>C03</b>	On the front center line of the body, in line with or slightly into, the pubic hair line.
<b>C14</b>	2 cun below the bottom of the breastbone.
<b>LI04</b>	On the back of the hand between the thumb and index finger metacarpal bones. Find the spot midway on the bone that connects the index finger to the wrist. Sometimes this point is easy to find by squeezing two fingers together to form a small mound and marking an imaginary point at the peak of that mound. Then probe inward toward the main body of the hand, right on the bone.
<b>LI19</b>	The width of one thumb from the face centerline, midway between the nose and the upper lip.
<b>P05</b>	The width of three thumbs above the middle of the skin crease closest to the hand on the wrist in between the tendons of the forearm in line with the middle finger.
<b>SP10</b>	The width of two thumbs above the top of the kneecap, in the inner thigh, approximately in line with the crown of the inner ankle.
<b>ST36</b>	The width of one hand (3 Cun) below the bottom of the kneecap, and the width of one thumb (1 Cun) toward the outside of the leg (direction of the small toe.) Found in the trough or valley where the two most prominent bones of the calf come together.
<b>UB17</b>	1.5 Cun from the spine midline, along an imaginary line drawn between the bottoms of the shoulder blades (scapula). Easily stimulated with the Back-eze.