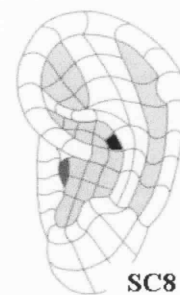
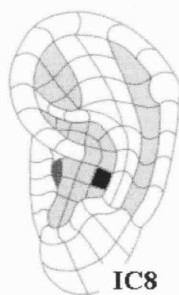
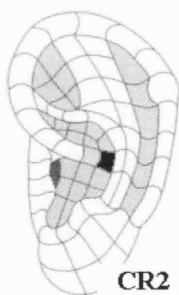
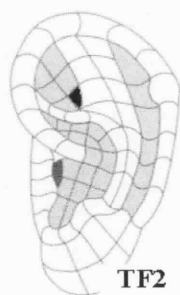
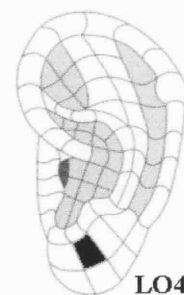
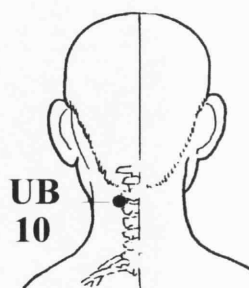
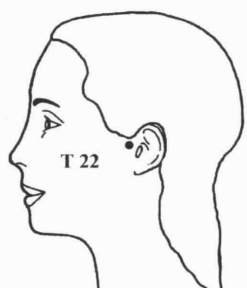
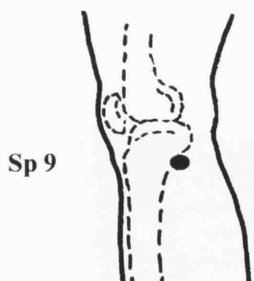
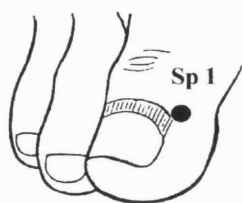
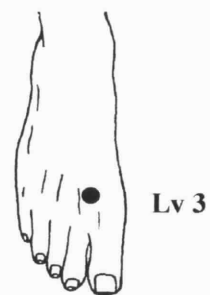
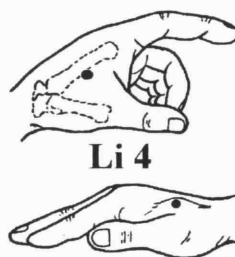
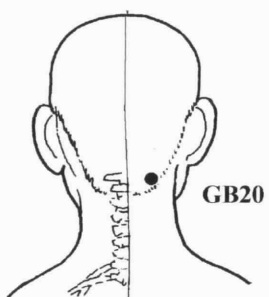
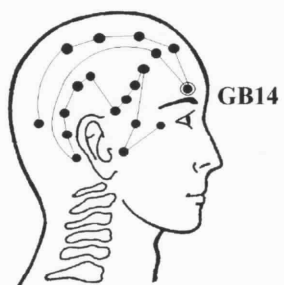


AcuPoint Analysis

EYE, STYE*

Points



AcuPoint Analysis

EYE, STYE*

(DESCRIPTIONS)

Point	Description
GB14	1 cun above the middle of the eyebrow, in the depression on the superciliary arch.
GB20	This point is right under and against the base of the skull, in the two small muscular grooves at the back of the neck, two to three inches apart depending on the size of the head.
LI04	On the back of the hand between the thumb and index finger metacarpal bones. Find the spot midway on the bone that connects the index finger to the wrist. Sometimes this point is easy to find by squeezing two fingers together to form a small mound and marking an imaginary point at the peak of that mound. Then probe inward toward the main body of the hand, right on the bone.
LV03	Two cun above the separation between the biggest and second toes, on the top side of the foot.
SP01	At the corner of the root of the nail in the large toe. Inside of the toe away from the other toes.
SP09	On the inner portion of the leg, just below the level of the kneecap, in the concave depression just above the calf, in line with the crown of the inner ankle.
ST02	One-half thumb width below the center of the lower eye ridge in an indentation of the cheek.
ST36	The width of one hand (3 Cun) below the bottom of the kneecap, and the width of one thumb (1 Cun) toward the outside of the leg (direction of the small toe.) Found in the trough or valley where the two most prominent bones of the calf come together.
T22	1 cun in front of the place where the top of the ear (root of the auricle) joins the head.
UB01	At the inner corner of the eye, very near and slightly above the tear duct; massage between the notch you feel above the eye in the skull and the tear duct.
UB10	0.5 cun just beneath the base of the skull, on the rosy muscles and 0.5 cun from the spine midline.
ELO04	MASTER SENSORIAL, EYE, FRONTAL SINUS, TONGUE .C, PALATE .C
ETF02	Master Point 1, (Shen Men), French Hip, Chinese Shen Men (Divine Gate), Pelvic Cavity, French Wonder Point. Located in the middle of the 2st zone of the Triangular Fossa. This master point alleviates pain, tension, anxiety, and depression.
ECR02	LIVER, CIRRHOSIS, HEPATITIS
EIC08	SPLEN .C (LEFT EAR), MUSCLE RELAXATION POINT
ESC08	GALL BLADDER (RIGHT EAR), SPLEEN .F (LEFT EAR)