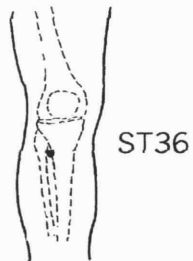
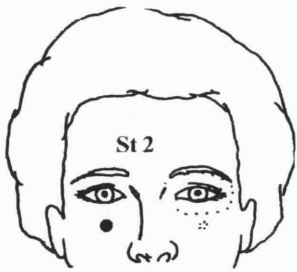
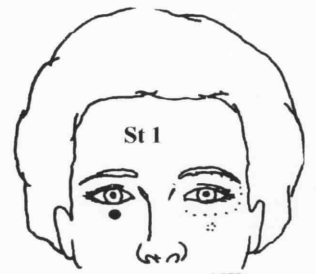
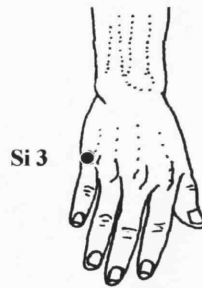
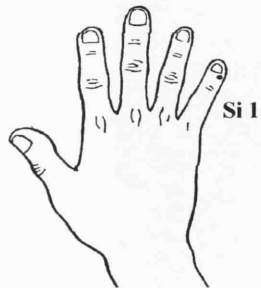
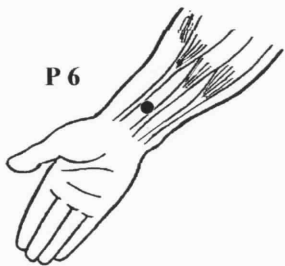
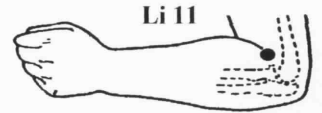
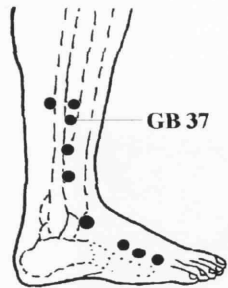
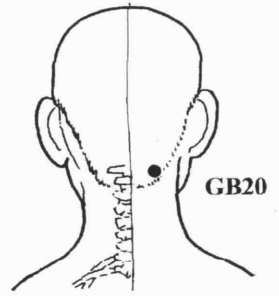
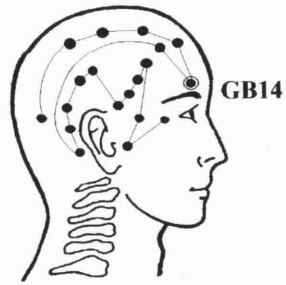


AcuPoint Analysis

EYE*

Points



AcuPoint Analysis

EYE*

(DESCRIPTIONS)

Point	Description
GB01	This point is not as far back as the large hollow of the temple. It is 1/2 cun from the bony ridge at the corner of the eye.
GB02	Directly in front of the ear hole is a depression that enlarges when the mouth is open. 1/2 cun below that point is GB2.
GB14	1 cun above the middle of the eyebrow, in the depression on the superciliary arch.
GB20	This point is right under and against the base of the skull, in the two small muscular grooves at the back of the neck, two to three inches apart depending on the size of the head.
GB23	On the side of the chest at the level of the nipple 1 cun just forward of the center line of the side.
GB37	The width of two hands above the crown of the outer ankle, and slightly forward of a line vertical to the outer ankle.
LI04	On the back of the hand between the thumb and index finger metacarpal bones. Find the spot midway on the bone that connects the index finger to the wrist. Sometimes this point is easy to find by squeezing two fingers together to form a small mound and marking an imaginary point at the peak of that mound. Then probe inward toward the main body of the hand, right on the bone.
LI11	On the extreme end of the outer crease of the elbow. Bend your arm tightly and place your Acu-Ki on the end of the crease. Keep your massager in place while opening the arm and stimulate the point on your relaxed arm downward toward your forearm.
P06	The width of two thumbs (2 Cun) above the most prominent crease on the inner wrist, in line with the middle finger.
SI01	Just behind the inside corner of the nail of the smallest finger (direction toward the other fingers).
SI03	On the outer edge of the hand, directly behind the knuckle of the littlest finger.
ST01	Below the center of the eye in the small hollow which can be felt in the (orbicular) bone or eye socket bone.
ST02	One-half thumb width below the center of the lower eye ridge in an indentation of the cheek.
ST36	The width of one hand (3 Cun) below the bottom of the kneecap, and the width of one thumb (1 Cun) toward the outside of the leg (direction of the small toe.) Found in the trough or valley where the two most prominent bones of the calf come together.
UB01	At the inner corner of the eye, very near and slightly above the tear duct; massage between the notch you feel above the eye in the skull and the tear duct.
UB02	At the inner edge of the eyebrow.

EYE*:

P6 Si1,2,3,4 S1,2,3,4,8,36 T8,13,23 B1,2,18

EAR: (AT1, IT1, IC6, LO4)