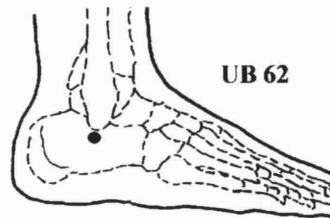
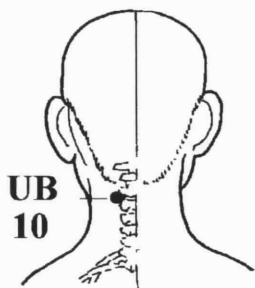
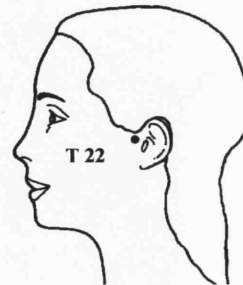
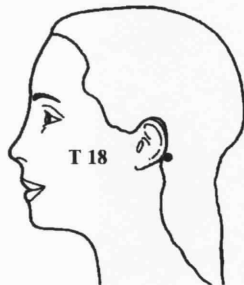
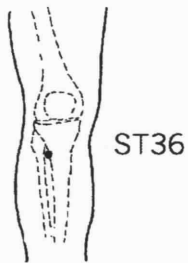
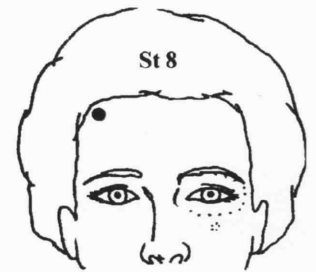
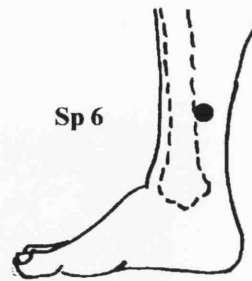
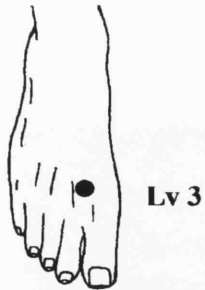
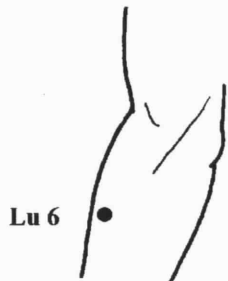
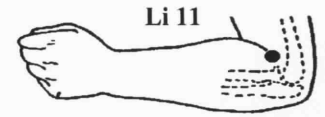
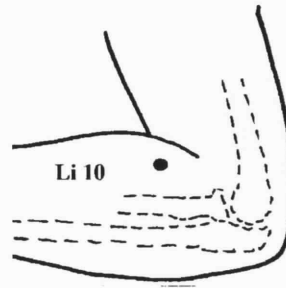
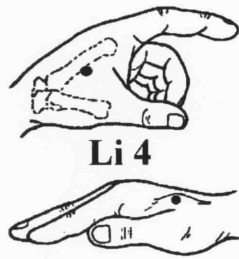
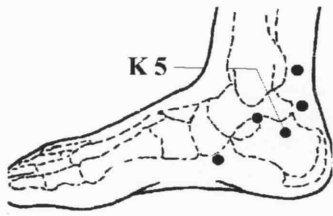


AcuPoint Analysis

HEADACHE, MIGRAINE 2*

Points



AcuPoint Analysis

HEADACHE, MIGRAINE 2*

(DESCRIPTIONS)

Point	Description
K05	Between the crown of the inner ankle and the tip of the heel. The spot that is most pressure sensitive may be relatively large compared to most other points, and is found about 2 thumbs from the tip of the heel.
LI04	On the back of the hand between the thumb and index finger metacarpal bones. Find the spot midway on the bone that connects the index finger to the wrist. Sometimes this point is easy to find by squeezing two fingers together to form a small mound and marking an imaginary point at the peak of that mound. Then probe inward toward the main body of the hand, right on the bone.
LI10	2 Cun below LI11 (On the extreme end of the outer crease at the elbow) on a line connecting LI05 and LI11.
LI11	On the extreme end of the outer crease of the elbow. Bend your arm tightly and place your Acu-Ki on the end of the crease. Keep your massager in place while opening the arm and stimulate the point on your relaxed arm downward toward your forearm.
LU06	Connect a line between LU05 and LU09. LU06 is located on the medial border of the radius, 7 Cun from the wrist crease and 5 Cun from the inner elbow crease.
LV03	Two cun above the separation between the biggest and second toes, on the top side of the foot.
SP06	The width of one hand (3 thumbs) above the crown of the inner ankle, just behind the shin bone on the front of the leg.
ST08	Overlying the frontal eminence, horizontally along the skin. 0.5 cun inside the hairline 4 cun from the center line of the skull.
ST36	The width of one hand (3 Cun) below the bottom of the kneecap, and the width of one thumb (1 Cun) toward the outside of the leg (direction of the small toe.) Found in the trough or valley where the two most prominent bones of the calf come together.
T18	Directly behind the lower part of the ear, in the hollow where neck, jaw and ear come together.
T22	1 cun in front of the place where the top of the ear (root of the auricle) joins the head.
UB02	At the inner edge of the eyebrow.
UB10	0.5 cun just beneath the base of the skull, on the rosy muscles and 0.5 cun from the spine midline.
UB62	In the first indentation directly below the outer anklebone. This hollow is one-third the distance from the outer ankle bone to the bottom of the heel.
UB67	Just behind the outside corner of the nail of the smallest toe (direction away from the other toes). This point not to be used, if you are prone to chronic pain around the eyes or are pregnant.