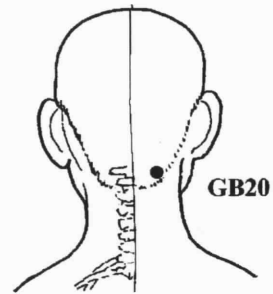
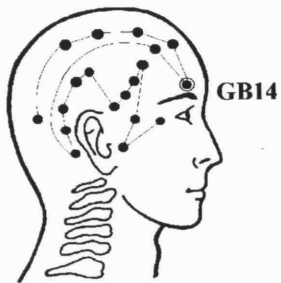
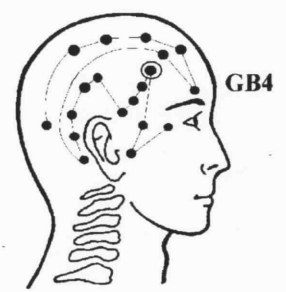
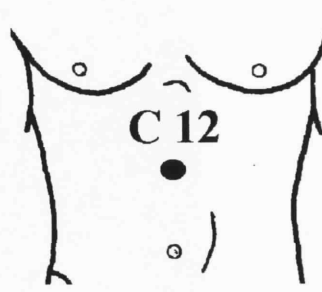
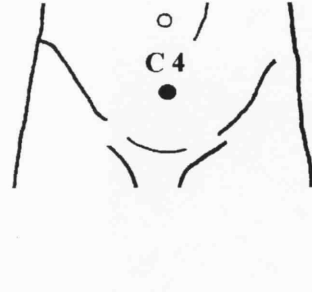
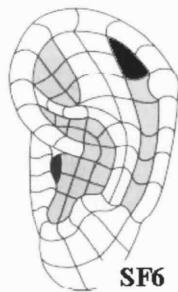
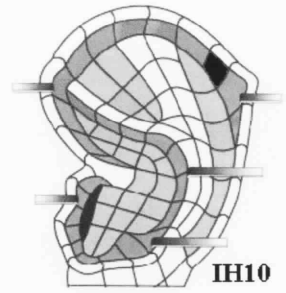
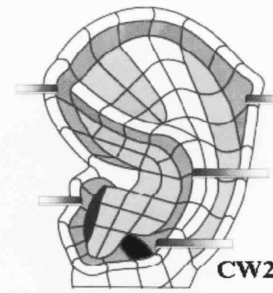
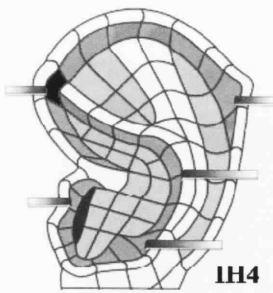
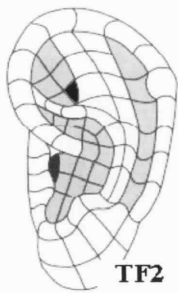
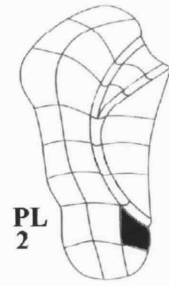
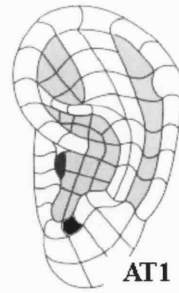
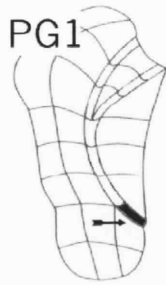
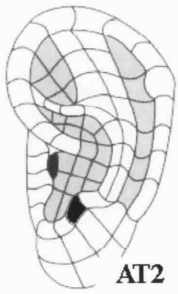


AcuPoint Analysis

HEADACHE, MIGRAINE 1*

Points



AcuPoint Analysis

HEADACHE, MIGRAINE 1*

(DESCRIPTIONS)

Point	Description
EAT02	TEMPLES, ASTHMA, APEX OF ANTITRAGUS
EPG01	
EAT01	FOREHEAD, THYROID CONTROL (TSH), EYE DISORDER 2 (MU 2)
EPL02	
ETF02	Master Point 1, (Shen Men), French Hip, Chinese Shen Men (Divine Gate), Pelvic Cavity, French Wonder Point. Located in the middle of the 2st zone of the Triangular Fossa. This master point alleviates pain, tension, anxiety, and depression.
EIH04	AUTONOMIC POINT, SYMPATHETIC POINT, URETER .F
ECW02	THALAMUS POINT, SUBCORTEX (DERMIS), THALAMIC NUCLEI, EXCITEMENT POINT, SALIVARY GLAND
EIH10	MINOR OCCIPITAL NERVE, WIND STREAM
ESF06	Fingers, Appendix 1. Skin Disorder Located on the 6th zone of the Scaphoid Fossa.
C04	3 cun below, and in line with the navel.
C12	4 cun above the navel, along the mid-line.
GB04	Within the hairline of the temporal region on the head, midway between the ear and the edge of the eye. 3.5 cun from the apex where the ear joins the skull.
GB14	1 cun above the middle of the eyebrow, in the depression on the superciliary arch.
GB20	This point is right under and against the base of the skull, in the two small muscular grooves at the back of the neck, two to three inches apart depending on the size of the head.
GB21	On the top of the shoulder, one to two inches from the side of the neck.
GB44	Just behind the corner of the fourth toenail, on the side closest to the smallest toe.

HEADACHE, MIGRAINE 1*:

Also look at C4,12 G19 GB1 44 K3,5 Li4,10,11 L6,7 Lv3 Sp6 St8,36,44 T3,10,18,22,23 UB2,7,10,62,67