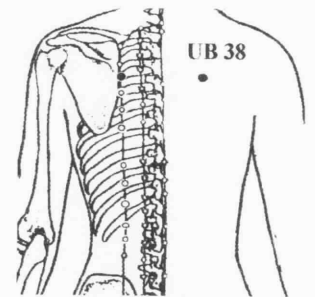
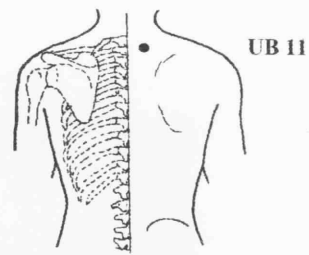
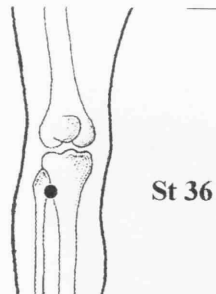
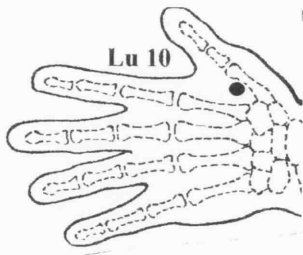
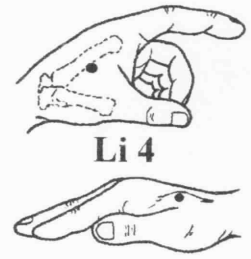
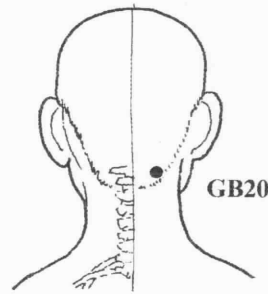
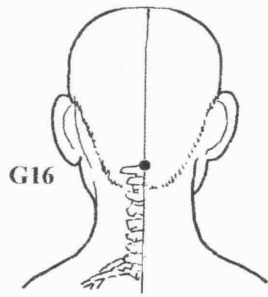
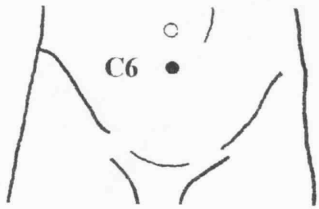


AcuPoint Analysis INFLUENZA

Points



AcuPoint Analysis INFLUENZA (DESCRIPTIONS)

Point	Description
C06	1.5 Cun below the navel.
G16	1 cun below the area where the skull joins the spine (cervical atlas), on the spine.
GB20	This point is right under and against the base of the skull, in the two small muscular grooves at the back of the neck, two to three inches apart depending on the size of the head.
LI04	On the back of the hand between the thumb and index finger metacarpal bones. Find the spot midway on the bone that connects the index finger to the wrist and probe inward toward the main body of the hand.
LU10	On the palm side of the hand in the center of the pad at the base of the thumb
ST36	The width of one hand (3 Cun) below the bottom of the kneecap, and the width of one thumb (1 Cun) toward the outside of the leg (direction of the small toe.) Found in the trough or valley where the two most prominent bones of the calf come together.
UB11	1.5 Cun from the spine midline, 1 cun below a line level with the top of the shoulder blades. Easily stimulated with the Back-eze.
UB38	3 Cun from the spine midline, level with the fourth thoracic vertebra. Between the shoulder blade and the spine 4 cun below a line drawn between the tips of the shoulders.