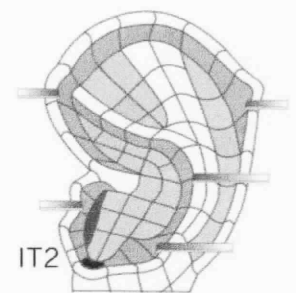
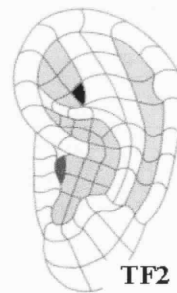
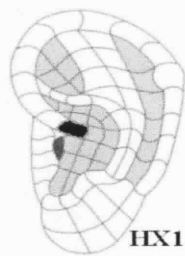
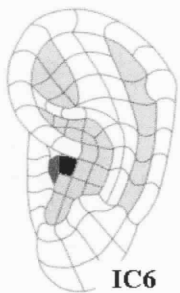
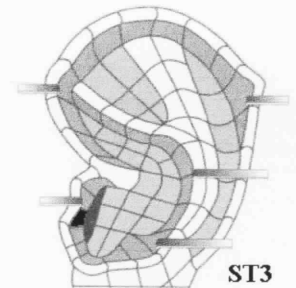
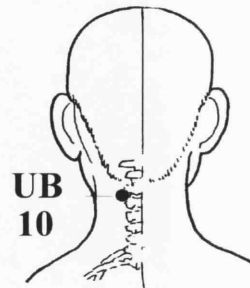
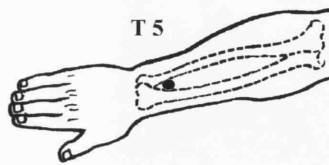
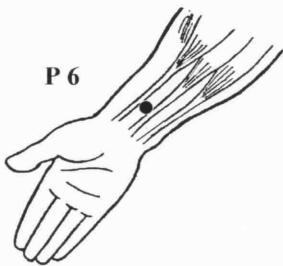
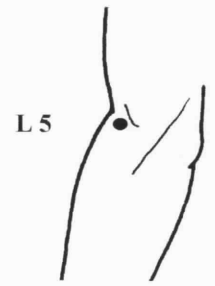
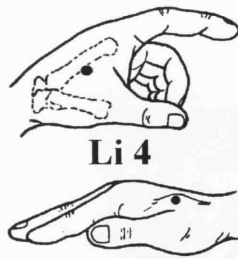
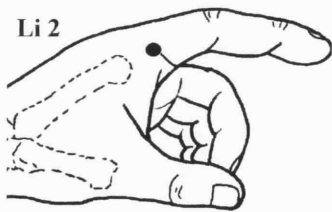
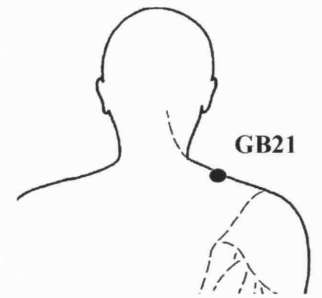
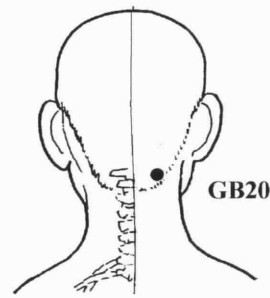
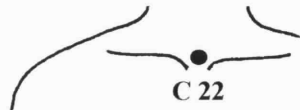


AcuPoint Analysis LARYNGITIS*

Points



AcuPoint Analysis

LARYNGITIS*

(DESCRIPTIONS)

Point	Description
C21	1 cun below the center of the depression between the collar bones.
C22	In the center of the depression above the supraorbital notch, the pressure being applied downward alongside the trachea.
GB20	This point is right under and against the base of the skull, in the two small muscular grooves at the back of the neck, two to three inches apart depending on the size of the head.
GB21	On the top of the shoulder, one to two inches from the side of the neck.
LI02	On the inside of the index finger, in front of the joint where the finger joins the hand.
LI04	On the back of the hand between the thumb and index finger metacarpal bones. Find the spot midway on the bone that connects the index finger to the wrist. Sometimes this point is easy to find by squeezing two fingers together to form a small mound and marking an imaginary point at the peak of that mound. Then probe inward toward the main body of the hand, right on the bone.
LI17	The width of one thumb below the tip of the Adam's apple, midway between the centerline of the front and side of the neck.
LU05	In the hollow, but more toward the outside (direction of the thumb) of the inner elbow crease.
P06	The width of two thumbs (2 Cun) above the most prominent crease on the inner wrist, in line with the middle finger.
T05	The width of two thumbs above the most prominent crease of the upper wrist, in line with the middle finger. On the outside of the forearm.
UB10	0.5 cun just beneath the base of the skull, on the rosy muscles and 0.5 cun from the spine midline.
EST03	Master Point 5: Chinese Inner Nose (Nasal Cavity), French Master Oscillation Point, Reticular Formation, Auditory Nerve, Deafness, Dumb Point. Located on the 3rd zone of the Subtragus. This point balances the left and right Cerebral Hemispheres, correcting problems of cerebral laterality.
EIC06	MOUTH, THROAT, PARASYMPATHETIC SACRAL NERVES
EHX01	Master Point 0, Point of Support, Solar Plexus, Umbilical Cord, Penis, or Clitoris, Sexual Desire, Bosch Point, Diaphragm, Hiccups. Located in a notch at the beginning of the Helix Root. This point brings the whole body toward a state of homeostatic balance
ETF02	Master Point 1, (Shen Men), French Hip, Chinese Shen Men (Divine Gate), Pelvic Cavity, French Wonder Point. Located in the middle of the 2nd zone of the Triangular Fossa. This master point alleviates pain, tension, anxiety, and depression.
EIT02	Endocrine Point, Internal Secretion, Thyrotropins (TSH).

LARYNGITIS*:	
Also G14,16,26 H9 L6,11 T1,6 B11,12,13,38,60,62	