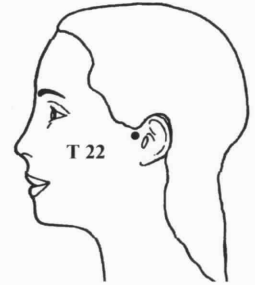
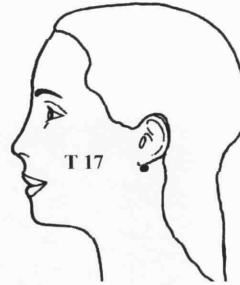
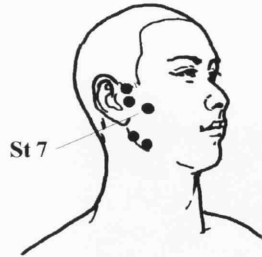
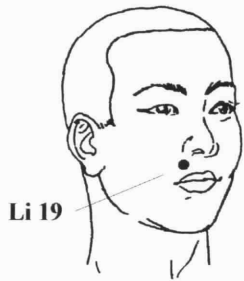
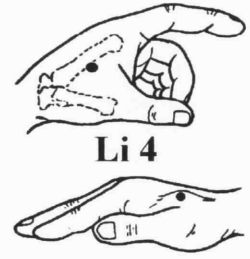
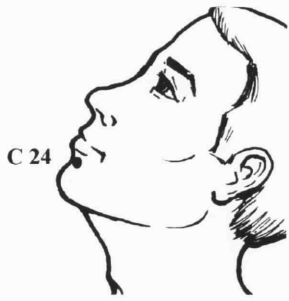


# AcuPoint Analysis LOCKJAW

## Points



# AcuPoint Analysis

## LOCKJAW

(DESCRIPTIONS)

Point	Description
<b>C24</b>	In the depression just below the lower lip.
<b>G26</b>	Midway between the nose and the upper lip.
<b>GB02</b>	Directly in front of the ear hole is a depression that enlarges when the mouth is open. 1/2 cun below that point is GB2.
<b>LI04</b>	On the back of the hand between the thumb and index finger metacarpal bones. Find the spot midway on the bone that connects the index finger to the wrist. Sometimes this point is easy to find by squeezing two fingers together to form a small mound and marking an imaginary point at the peak of that mound. Then probe inward toward the main body of the hand, right on the bone.
<b>LI19</b>	The width of one thumb from the face centerline, midway between the nose and the upper lip.
<b>ST07</b>	In the depression between the inferior border of the zygomatic arch and the mandibular notch. On a line from the ear lobe to the corner of the eye, 2 cun from the ear lobe.
<b>T17</b>	Just behind the ear, along the rear of the jaw bone in the depression between the mastoid process and the mandible.
<b>T22</b>	1 cun in front of the place where the top of the ear (root of the auricle) joins the head.