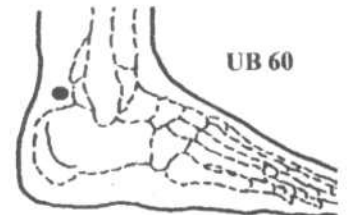
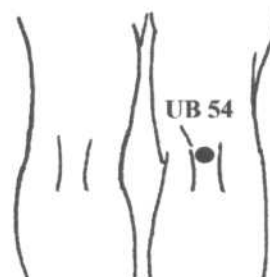
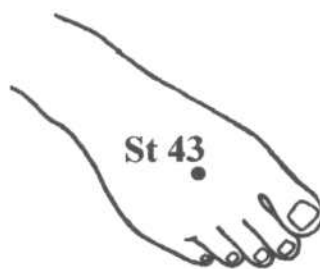
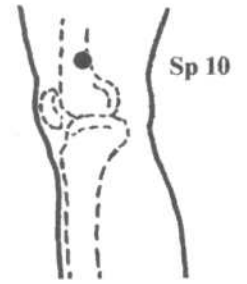
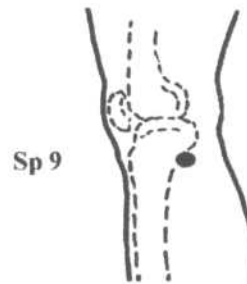
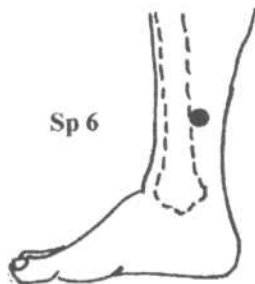
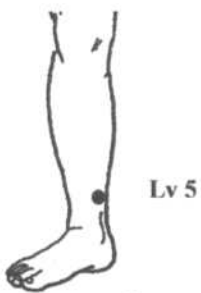
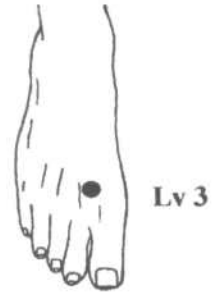
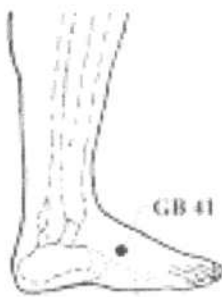
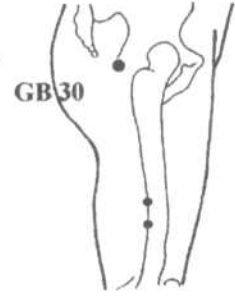
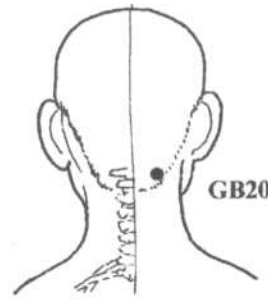
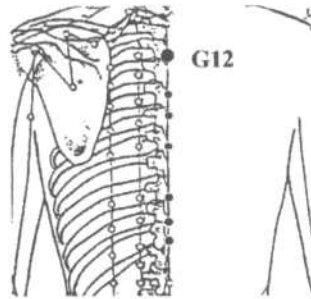
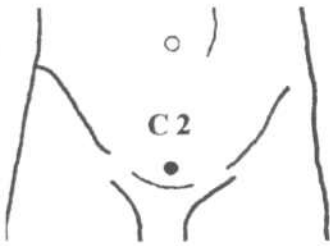


AcuPoint Analysis MULTIPLE SCLEROSIS*

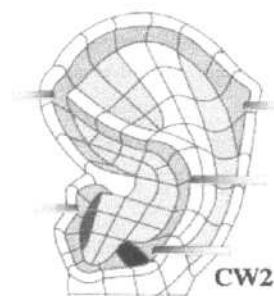
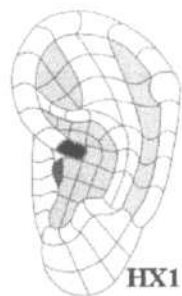
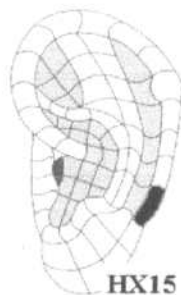
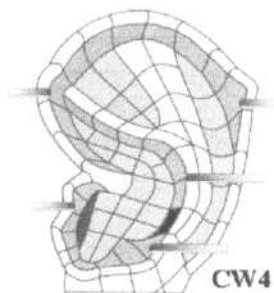
Points



AcuPoint Analysis MULTIPLE SCLEROSIS* (EAR)

Points

Corres-
ponding
Body
Area



- C02** The width of 5 Cun below, and in line with the navel.
- G12** On the spine, between the 3rd and 4th thoracic vertebra, 4 cun above the bottom edge of the scapula.
- GB20** This point is right under and against the base of the skull, in the two small muscular grooves at the back of the neck, two to three inches apart depending on the size of the head.
- GB30** Near the "ball-joint" of the hips. Squeeze the buttocks together tightly, place the Acu-Ki in the depression formed at the hip, relax the buttocks and begin the stimulation.
- GB41** On the top of the foot, in the valley between the smallest and fourth toes, midway between the separation between the toes and where the foot joins the leg.
- H01** In the middle of the armpit.
- K03** The width of two thumbs above the crown of the inner ankle, still on the inner side of the leg, but almost to the rear of the leg. Do not strongly stimulate this point after the third month of pregnancy.
- LV03** Two cun above the separation between the biggest and second toes, on the top side of the foot.
- LV05** 5 Cun above the crown of the inner ankle, just to the inside rear of the front (shin) bone.
- SP06** The width of one hand (3 thumbs) above the crown of the inner ankle, just behind the shin bone on the front of the leg.
- SP09** On the inner portion of the leg, just below the level of the kneecap, in the concave depression just above the calf, in line with the crown of the inner ankle.
- SP10** The width of two thumbs above the top of the kneecap, in the inner thigh, approximately in line with the crown of the inner ankle.
- ST36** The width of one hand (3 Cun) below the bottom of the kneecap, and the width of one thumb (1 Cun) toward the outside of the leg (direction of the small toe.) Found in the trough or valley where the two most prominent bones of the calf come together.
- ST43** Between the second and the third metatarsal bones, and 2 Cun above and between the bases of the second and third toes.
- UB54** In the center of the crease at the rear of the knee, between the two ligaments. Do not use this point if you have varicose veins.
- UB60** In the hollow (or valley) behind the crown of the outer ankle.

AcuPoint Analysis

MULTIPLE SCLEROSIS* (EAR)

(DESCRIPTIONS)

Point	Description
CBP	Corresponding Body Part in the Ear, Hand and Foot Microsystem
ECW04	PARATHYROID GLAND, BRAINSTEM, SUPERIOR AND MIDDLE CERVICAL SYMPATHETIC GANGLIA
EHX15	MEDULLA OBLONGATA, TONSIL 3, HELIX 4, SEXUAL COMPULSION
EPP02	
EHX01	Point 0, Solar Plexus, Umbilical Cord, External Genitals .F, Penis or Clitoris, Sexual Desire
ETF02	Master Point 1, (Shen Men), French Hip, Chinese Shen Men (Divine Gate), Pelvic Cavity, French Wonder Point. Located in the middle of the 2st zone of the Triangular Fossa. This master point alleviates pain, tension, anxiety, and depression.
ECW02	THALAMUS POINT, SUBCORTEX (DERMIS), THALAMIC NUCLEI, EXCITEMENT POINT, SALIVARY GLAND