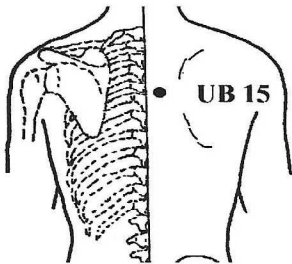
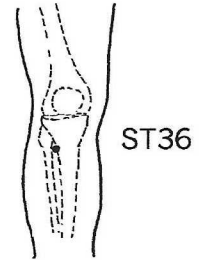
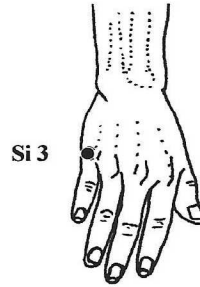
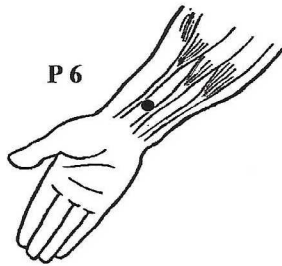
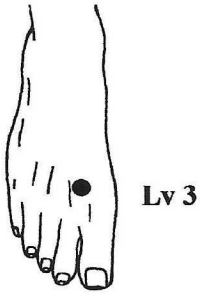
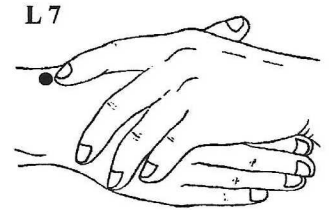
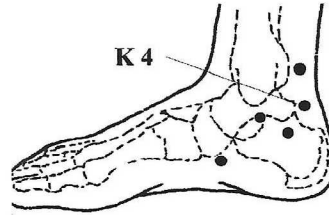


# AcuPoint Analysis

## DEMENTIA 2\*

### Points



# AcuPoint Analysis

## DEMENTIA 2\*

(DESCRIPTIONS)

Point	Description
<b>G20</b>	On the midpoint of the skull on a line connecting the tops of the ears.
<b>H07</b>	Palm facing you, on the wrist crease closest to the hand, in the hollow directly in line with the inside of the little finger.
<b>K04</b>	Just behind the crown of the inner ankle.
<b>LU07</b>	On thumb edge of the wrist, 1.5 Cun toward elbow from wrist crease nearest hand. A difficult point to find, but made easier by linking the hands (in picture), find point beneath index finger lying along top of wrist, deep in a small hollow.
<b>LV03</b>	Two cun above the separation between the biggest and second toes, on the top side of the foot.
<b>P06</b>	The width of two thumbs (2 Cun) above the most prominent crease on the inner wrist, in line with the middle finger.
<b>SI03</b>	On the outer edge of the hand, directly behind the knuckle of the littlest finger.
<b>ST36</b>	The width of one hand (3 Cun) below the bottom of the kneecap, and the width of one thumb (1 Cun) toward the outside of the leg (direction of the small toe.) Found in the trough or valley where the two most prominent bones of the calf come together.
<b>UB15</b>	1.5 Cun from the spine midline, near the middle of the bony part of your shoulder blade (scapula). Lateral to the fifth thoracic vertebra. Easily stimulated with the Back-eze.

\*\*\*\*\*

DEMENTIA 2\*:

from <http://www.itmonline.org/articles/acubrain.htm> summary of points treating these types of conditions