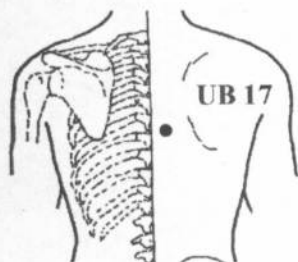
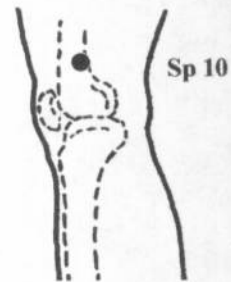
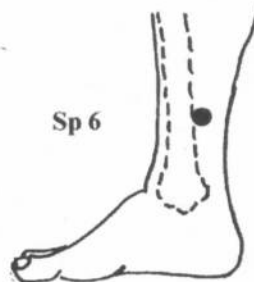
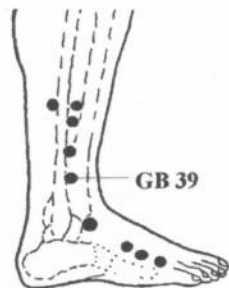
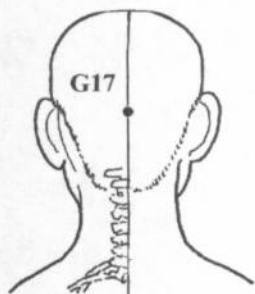


# AcuPoint Analysis BLOOD\*

## Points



# AcuPoint Analysis

## BLOOD\*

(DESCRIPTIONS)

Point	Description
G17	On the back of the skull, the width of one hand above the base of the skull (cervical atlas), in line with the top of the ears.
GB39	The width of one hand above and slightly forward of the crown of the outer ankle.
SP06	The width of one hand (3 thumbs) above the crown of the inner ankle, just behind the shin bone on the front of the leg.
SP10	The width of two thumbs above the top of the kneecap, in the inner thigh, approximately in line with the crown of the inner ankle.
ST36	The width of one hand (3 Cun) below the bottom of the kneecap, and the width of one thumb (1 Cun) toward the outside of the leg (direction of the small toe.) Found in the trough or valley where the two most prominent bones of the calf come together.
C07	1 Cun below the navel.
LI04	On the back of the hand between the thumb and index finger metacarpal bones. Find the spot midway on the bone that connects the index finger to the wrist. Sometimes this point is easy to find by squeezing two fingers together to form a small mound and marking an imaginary point at the peak of that mound. Then probe inward toward the main body of the hand, right on the bone.
LV03	Two cun above the separation between the biggest and second toes, on the top side of the foot.
UB17	1.5 Cun from the spine midline, along an imaginary line drawn between the bottoms of the shoulder blades (scapula). Easily stimulated with the Back-eze.
LV09	On the inner surface of the leg, 4 cun up from the large knob at the base of the femur or thigh bone.