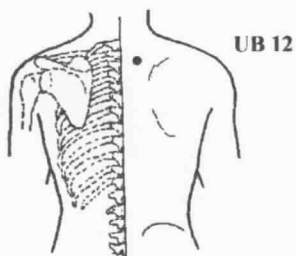
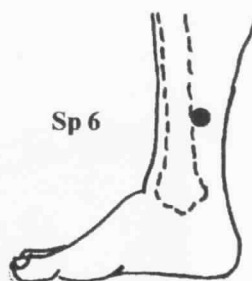
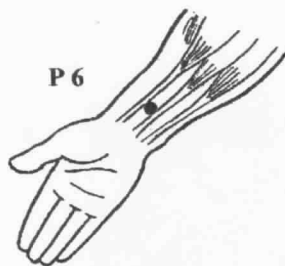
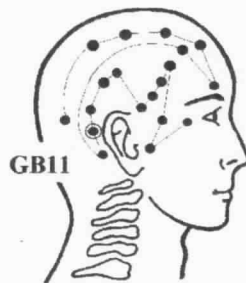
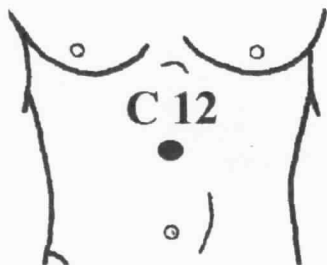
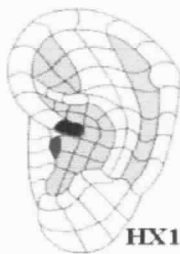
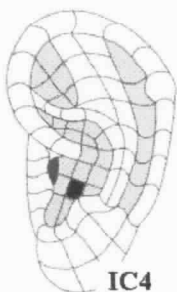
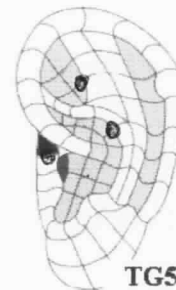
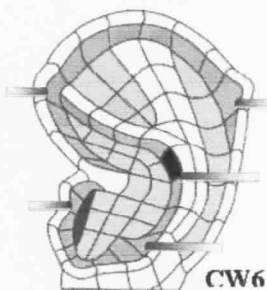


AcuPoint Analysis CANCER*

Points



**CORRES-
PONDING
BODY
PART**

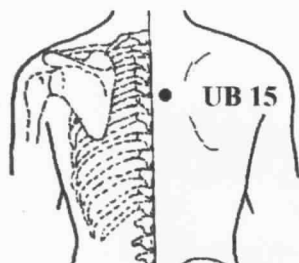
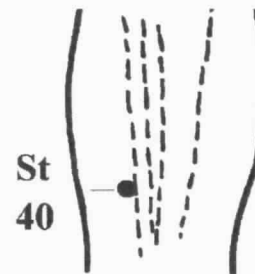
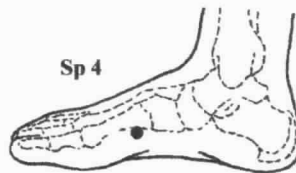
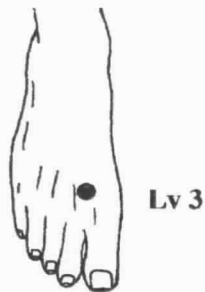
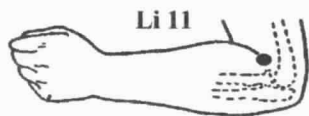


**SECONDARY
POINTS**



AcuPoint Analysis CANCER*

Points



AcuPoint Analysis

CANCER*

(DESCRIPTIONS)

Point	Description
C06	1.5 Cun below the navel.
C12	4 cun above the navel, along the mid-line.
GB11	On the side of the head, 1 cun below the tip of the ear and .5 cun behind the ear.
LI04	On the back of the hand between the thumb and index finger metacarpal bones. Find the spot midway on the bone that connects the index finger to the wrist. Sometimes this point is easy to find by squeezing two fingers together to form a small mound and marking an imaginary point at the peak of that mound. Then probe inward toward the main body of the hand, right on the bone.
LU07	On thumb edge of the wrist, 1.5 Cun toward elbow from wrist crease nearest hand. A difficult point to find, but made easier by linking the hands (in picture), find point beneath index finger lying along top of wrist, deep in a small hollow.
P06	The width of two thumbs (2 Cun) above the most prominent crease on the inner wrist, in line with the middle finger.
SP06	The width of one hand (3 thumbs) above the crown of the inner ankle, just behind the shin bone on the front of the leg.
ST36	The width of one hand (3 Cun) below the bottom of the kneecap, and the width of one thumb (1 Cun) toward the outside of the leg (direction of the small toe.) Found in the trough or valley where the two most prominent bones of the calf come together.
UB12	1.5 Cun from the spine midline, slightly below a line between the tips of the shoulders. Easily stimulated with the Back-eze.
CBP	Corresponding Body Part in the Ear, Hand and Foot Microsystem
ECW06	MAMMARY GLAND .F, THORACIC SYMPATHETIC GANGLIA
ETG05	Chinese External Ear, Apex of Tragus, Cardiac Point. Located on the 5th zone of the Tragus.
EIC04	LUNG, HEART .C, BRONCHI, TUBERCULOSIS POINT
EHX01	Master Point 0, Point of Support, Solar Plexus, Umbilical Cord, Penis, or Clitoris, Sexual Desire, Bosch Point, Diaphragm, Hiccups. Located in a notch at the beginning of the Helix Root. This point brings the whole body toward a state of homeostatic balance
BBB	SECONDARY POINTS
GB34	Slightly below the level of the botton on the kneecap, on the outer side of the leg, in the slight depression formed when the knee is completely straight. Forward of a line to the crown of the outer ankle.
LI11	On the extreme end of the outer crease of the elbow. Bend your arm tightly and place your Acu-Ki on the end of the crease. Keep your massager in place while opening the arm and stimulate the point on your relaxed arm downward toward your forearm.
LV03	Two cun above the separation between the biggest and second toes, on the top side of the foot.
SP04	On the inner edge of the foot two cun from the large bulging joint where the big toe joins the foot.
ST40	8 cun below the knee cap and 1 cun behind the shin bone.

ST44 Just behind the separation between the second and third toes.

UB15 1.5 Cun from the spine midline, near the middle of the bony part of your shoulder blade (scapula). Lateral to the fifth thoracic vertebra. Easily stimulated with the Back-eze.