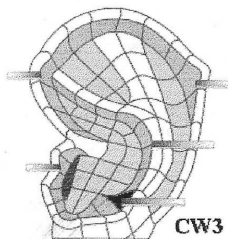
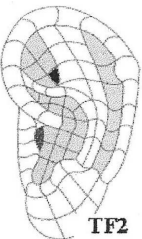
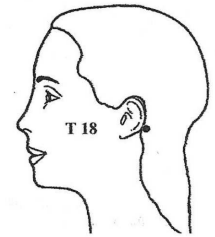
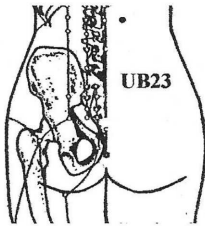
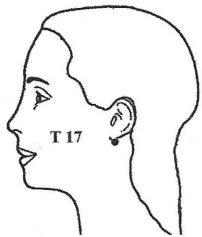
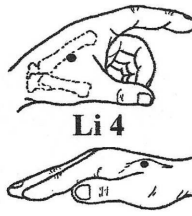
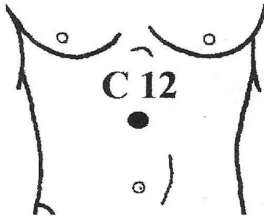
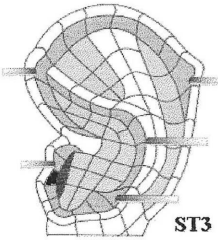
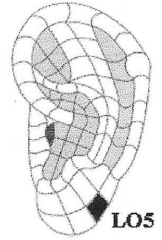
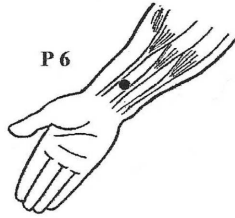
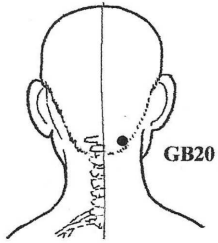


# AcuPoint Analysis MENIERE'S SYNDROME\*



- GB20** This point is right under and against the base of the skull, in the two small muscular grooves at the back of the neck, two to three inches apart depending on the size of the head.
- P06** The width of two thumbs (2 Cun) above the most prominent crease on the inner wrist, in line with the middle finger.
- ST36** The width of one hand (3 Cun) below the bottom of the kneecap, and the width of one thumb (1 Cun) toward the outside of the leg (direction of the small toe.) Found in the trough or valley where the two most prominent bones of the calf come together.
- ELO05** INTERNAL EAR .C, TONGUE .F, MIDBRAIN TEGMENTUM, TRIGEMINAL NERVE, HELIX 5
- EST03** Master Point 5: Chinese Inner Nose (Nasal Cavity), French Master Oscillation Point, Reticular Formation, Auditory Nerve, Deafness, Dumb Point. Located on the 3rd zone of the Subtragus. This point balances the left and right Cerebral Hemispheres, correcting problems of cerebral laterality.
- C12** 4 cun above the navel, along the mid-line.
- LI04** On the back of the hand between the thumb and index finger metacarpal bones. Find the spot midway on the bone that connects the index finger to the wrist. Sometimes this point is easy to find by squeezing two fingers together to form a small mound and marking an imaginary point at the peak of that mound. Then probe inward toward the main body of the hand, right on the bone.
- SI19** Directly in front of the ear opening in a depression which will deepen when the mouth is open.
- T17** Just behind the ear, along the rear of the jaw bone in the depression between the mastoid process and the mandible.
- UB23** 1.5 cun from the spine on a level between the 2nd and 3rd lumbar vertebra level with the waist. Easily stimulated with the Back-eze.
- GB02** Directly in front of the ear hole is a depression that enlarges when the mouth is open. 1/2 cun below that point is GB2.
- T18** Directly behind the lower part of the ear, in the hollow where neck, jaw and ear come together.
- ECW03** BRAIN (DIENCEPHALON), CENTRAL RIM, DIZZINESS, VERTIGO, TOOTHACHE 2
- ETF02** Master Point 1, (Shen Men), French Hip, Chinese Shen Men (Divine Gate), Pelvic Cavity, French Wonder Point. Located in the middle of the 2st zone of the Triangular Fossa. This master point alleviates pain, tension, anxiety, and depression.