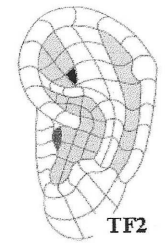
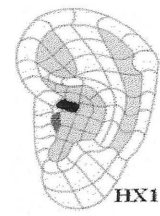
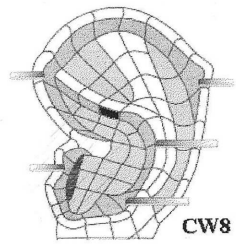
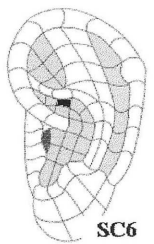
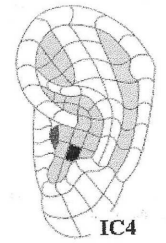
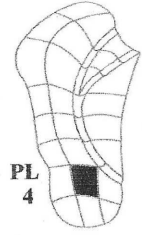
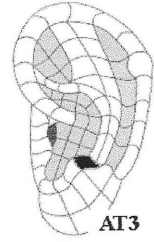
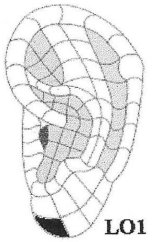
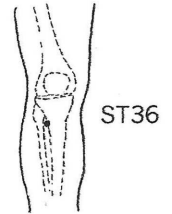
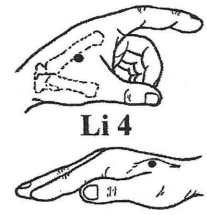
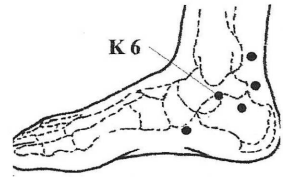
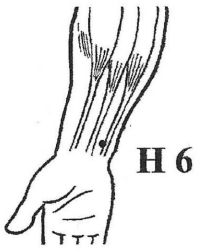
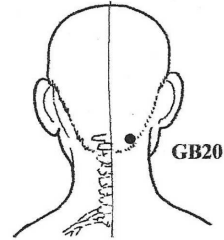
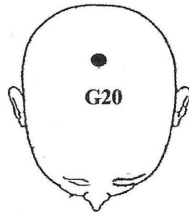
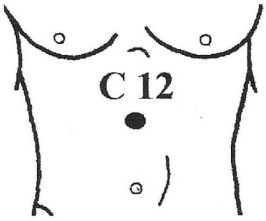


# AcuPoint Analysis NEURASTHENIA\*



- C12** 4 cun above the navel, along the mid-line.
- G20** On the midpoint of the skull on a line connecting the tops of the ears.
- GB20** This point is right under and against the base of the skull, in the two small muscular grooves at the back of the neck, two to three inches apart depending on the size of the head.
- GB34** Slightly below the level of the botton on the kneecap, on the outer side of the leg, in the slight depression formed when the knee is completely straight. Forward of a line to the crown of the outer ankle.
- H06** One half thumb width from the wrist crease closest to the hand, in the hollow directly in line with the inside of the little finger.
- K06** 0.5 cun below the crown of the inner ankle.
- LI04** On the back of the hand between the thumb and index finger metacarpal bones. Find the spot midway on the bone that connects the index finger to the wrist. Sometimes this point is easy to find by squeezing two fingers together to form a small mound and marking an imaginary point at the peak of that mound. Then probe inward toward the main body of the hand, right on the bone.
- ST36** The width of one hand (3 Cun) below the bottom of the kneecap, and the width of one thumb (1 Cun) toward the outside of the leg (direction of the small toe.) Found in the trough or valley where the two most prominent bones of the calf come together.
- ELO01** MASTER CEREBRAL POINT, MASTER OMEGA POINT, PREFRONTAL LOBE, NERVOUSNESS, NEURASTHENIA, FEAR, WORRY, PSYCHOSOMATIC POINT, OPTIC NERVE, ANALGESIC POINT, DENTAL ANALGESIA 2, LIMBIC SYSTEM 1, PROSTAGLANDIN POINT 1
- EAT03** OCCIPUT, ATLAS, OCCIPITAL LOBE
- EPL04**
- EIC04** LUNG, HEART .C, BRONCHI, TUBERCULOSIS POINT
- ESC06** KIDNEY .C, URETER .C
- ECW08** ADRENAL GLAND, LUMBAR SYMPATHETIC GANGLIA
- EHX01** Master Point 0, Point of Support, Solar Plexus, Umbilical Cord, Penis, or Clitoris, Sexual Desire, Bosch Point, Diaphragm, Hiccups. Located in a notch at the beginning of the Helix Root. This point brings the whole body toward a state of homeostatic balance
- ETF02** Master Point 1, (Shen Men), French Hip, Chinese Shen Men (Divine Gate), Pelvic Cavity, French Wonder Point. Located in the middle of the 2st zone of the Triangular Fossa. This master point alleviates pain, tension, anxiety, and depression.
- ETG02** Master point 7: Tranquilizer Point, Chinese Hypertension (High Blood Pressure) Point, Valium Analogue Point, Relaxation Point, Corpus Callosum. Located on the 2nd zone of the Tragus. This master point produces a general sedation effect, reducing blood pressure and muscle tension.