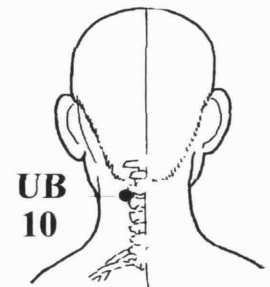
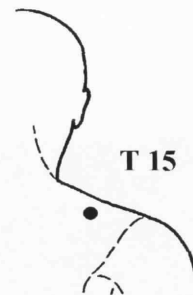
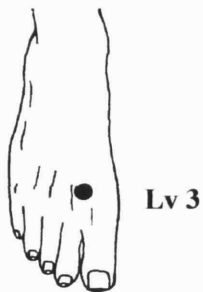
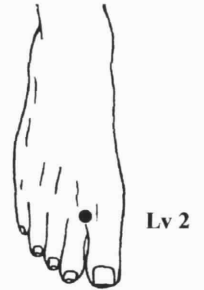
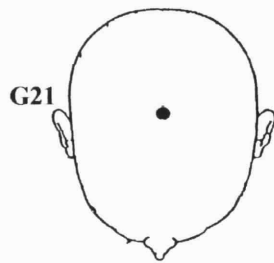
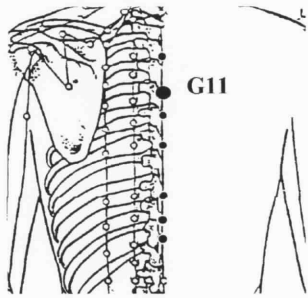


AcuPoint Analysis

NERVOUSNESS

Points



AcuPoint Analysis

NERVOUSNESS

(DESCRIPTIONS)

Point	Description
G11	On the spine, between the 5th and 6th thoracic vertebrae, in line with the middle of the shoulder blades.
G21	On the top of the head, midway between the ears, and 1.5 cun in front of a line connecting the tops of the ears. Do not use this point on a small child.
LI04	On the back of the hand between the thumb and index finger metacarpal bones. Find the spot midway on the bone that connects the index finger to the wrist. Sometimes this point is easy to find by squeezing two fingers together to form a small mound and marking an imaginary point at the peak of that mound. Then probe inward toward the main body of the hand, right on the bone.
LV02	On top of the foot slightly behind the separation between the biggest and the second toes.
LV03	Two cun above the separation between the biggest and second toes, on the top side of the foot.
ST36	The width of one hand (3 Cun) below the bottom of the kneecap, and the width of one thumb (1 Cun) toward the outside of the leg (direction of the small toe.) Found in the trough or valley where the two most prominent bones of the calf come together.
T15	Between the neck and the tip of the shoulder, 4 cun from the centerline of the neck, and just to the rear of the top of the muscle stretching from the neck to the shoulder (trapezius). 1/2 inch below the top of the shoulders.
UB10	0.5 cun just beneath the base of the skull, on the ropy muscles and 0.5 cun from the spine midline.