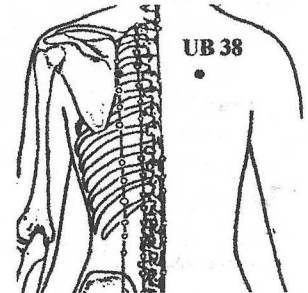
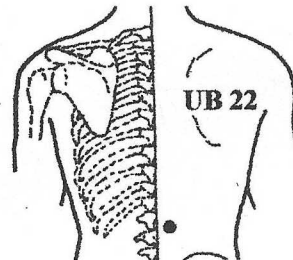
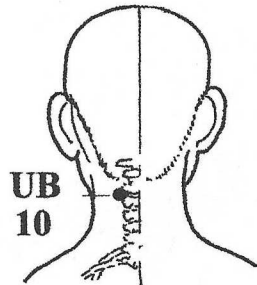
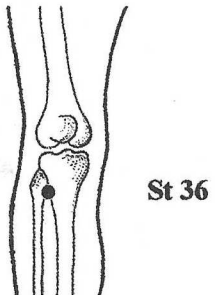
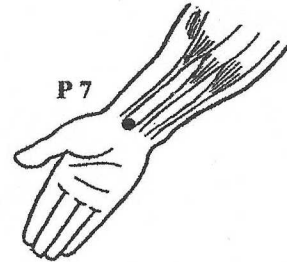
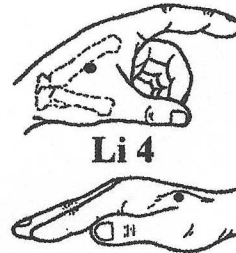
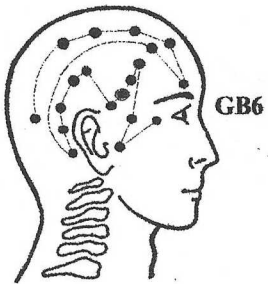
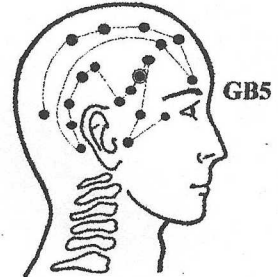
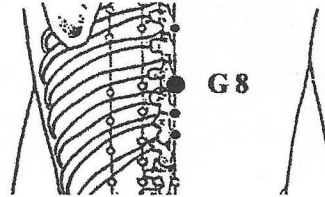
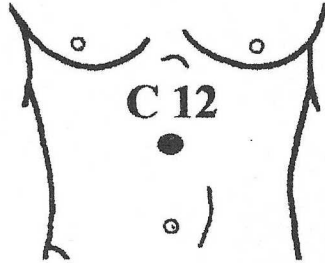
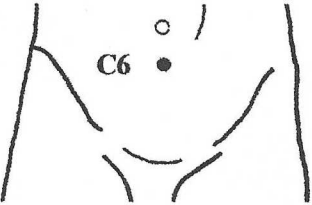


AcuPoint Analysis NEURITIS



- C06** 1.5 Cun below the navel.
- C12** 4 cun above the navel, along the mid-line.
- G08** On the spine between the 9th and 10th thoracic vertebra, 3 cun below the bottom edge of the shoulder blades.
- GB05** Within the hairline of the temporal region of the head, 2 cun from the place the ear joins the skull and 2.5 cun from the edge of the eye. Look for sore place with the Stressaway massager.
- GB06** Within the hairline of the temporal region of the head, 1.2 cun from the place the ear joins the skull and 2.5 cun from the edge of the eye. Look for sore place with the Stressaway massager.
- H06** One half thumb width from the wrist crease closest to the hand, in the hollow directly in line with the inside of the little finger.
- LI04** On the back of the hand between the thumb and index finger metacarpal bones. Find the spot midway on the bone that connects the index finger to the wrist and probe inward toward the main body of the hand.
- P07** On the most prominent crease of the inner wrist, in line with the middle finger.
- ST36** The width of one hand (3 Cun) below the bottom of the kneecap, and the width of one thumb (1 Cun) toward the outside of the leg (direction of the small toe.) Found in the trough or valley where the two most prominent bones of the calf come together.
- UB10** 0.5 cun just beneath the base of the skull, on the ropy muscles and 0.5 cun from the spine midline.
- UB22** 1.5 cun from the spine midline, on a level between the 1st and 2nd lumbar vertebra. 1.5 cun above the waist line. Easily stimulated with the Back-eze.
- UB38** 3 Cun from the spine midline, level with the fourth thoracic vertebra. Between the shoulder blade and the spine 4 cun below a line drawn between the tips of the shoulders.