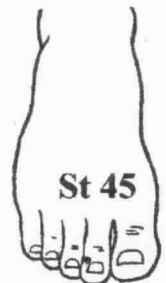
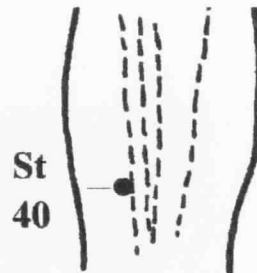
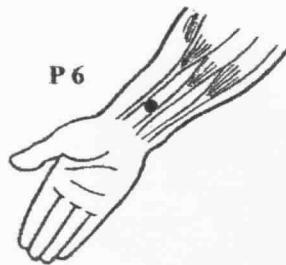
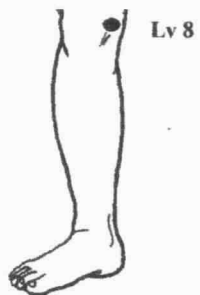
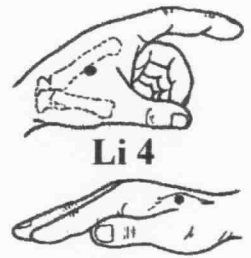
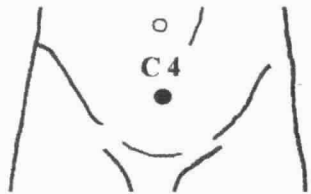


AcuPoint Analysis

NEUROLOGICAL DISORDERS



- C04** 3 cun below, and in line with the navel.
- GB34** Slightly below the level of the botton on the kneecap, on the outer side of the leg, in the slight depression formed when the knee is completely straight. Forward of a line to the crown of the outer ankle.
- K03** The width of two thumbs above the crown of the inner ankle, still on the inner side of the leg, but almost to the rear of the leg. Do not strongly stimulate this point after the third month of pregnancy.
- LI04** On the back of the hand between the thumb and index finger metacarpal bones. Find the spot midway on the bone that connects the index finger to the wrist. Sometimes this point is easy to find by squeezing two fingers together to form a small mound and marking an imaginary point at the peak of that mound. Then probe inward toward the main body of the hand, right on the bone.
- LV08** On the inside of the knee, where the crease ends when the knee is bent.
- P06** The width of two thumbs (2 Cun) above the most prominent crease on the inner wrist, in line with the middle finger.
- ST40** 8 cun below the knee cap and 1 cun behind the shin bone.
- ST45** Just to the rear of the second toenail, on the side closest to the smallest toe.