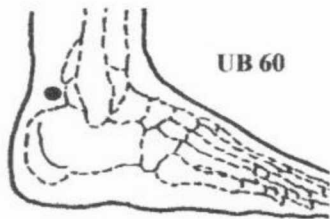
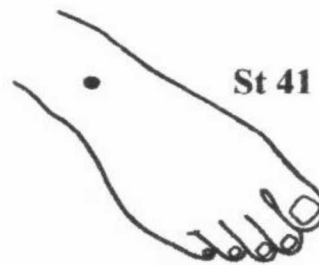
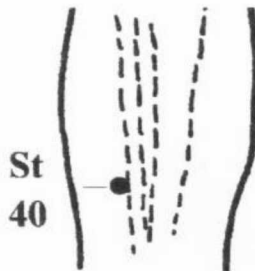
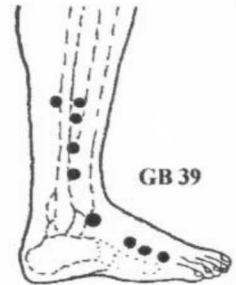
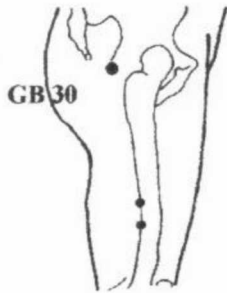


AcuPoint Analysis NEUROPATHY*



- C15** 1 cun below the bottom of the breastbone (sternum), along the midline.
- GB30** Near the "ball-joint" of the hips. Squeeze the buttocks together tightly, place the Acu-Ki in the depression formed at the hip, relax the buttocks and begin the stimulation.
- GB34** Slightly below the level of the bottom on the kneecap, on the outer side of the leg, in the slight depression formed when the knee is completely straight. Forward of a line to the crown of the outer ankle.
- GB39** The width of one hand above and slightly forward of the crown of the outer ankle.
- ST36** The width of one hand (3 Cun) below the bottom of the kneecap, and the width of one thumb (1 Cun) toward the outside of the leg (direction of the small toe.) Found in the trough or valley where the two most prominent bones of the calf come together.
- ST40** 8 cun below the knee cap and 1 cun behind the shin bone.
- ST41** Where the foot meets the leg, in line with the separation between the second and third toes.
- ST45** Just to the rear of the second toenail, on the side closest to the smallest toe.
- UB60** In the hollow (or valley) behind the crown of the outer ankle.