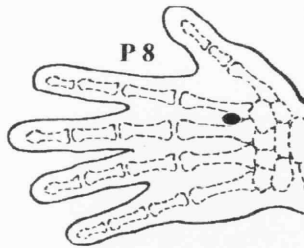
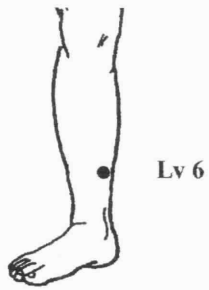
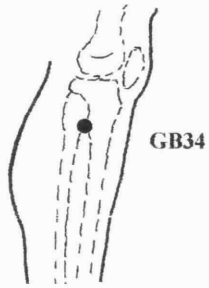
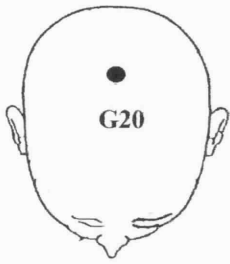


AcuPoint Analysis NUMBNESS

Points



AcuPoint Analysis

NUMBNESS

(DESCRIPTIONS)

Point	Description
G20	On the midpoint of the skull on a line connecting the tops of the ears.
GB34	Slightly below the level of the bottom on the kneecap, on the outer side of the leg, in the slight depression formed when the knee is completely straight. Forward of a line to the crown of the outer ankle.
H03	At the extreme end of the inner crease of the elbow. Bend the arm tightly and place the Acu-Ki at the extreme inner edge of the elbow crease formed. Relax your arm and begin the stimulation.
LU09	On the crease closest to the hand of the inner wrist, in line with the thumb.
LV06	7 cun above the inner ankle crown on the inside back of the tibia or shin bone.
P08	Between the second and the third metacarpal bones of the hand, where the tip of the middle finger touches when the fist is clenched.
ST31	Just below the level of the pubis on the front of the upper thigh.
ST36	The width of one hand (3 Cun) below the bottom of the kneecap, and the width of one thumb (1 Cun) toward the outside of the leg (direction of the small toe.) Found in the trough or valley where the two most prominent bones of the calf come together.