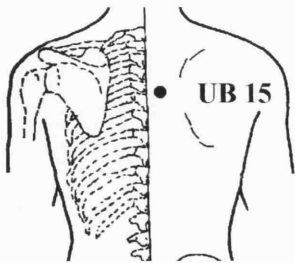
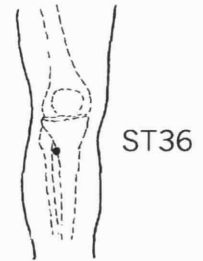
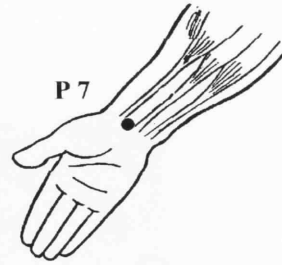
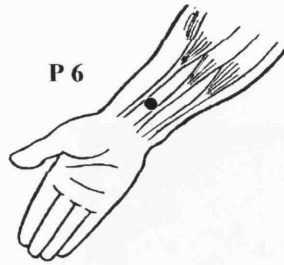
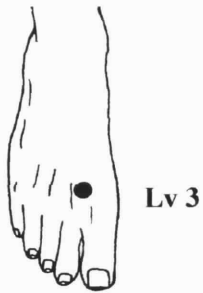
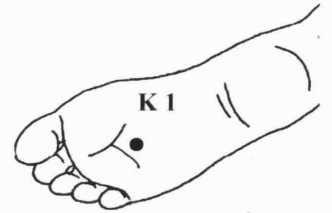
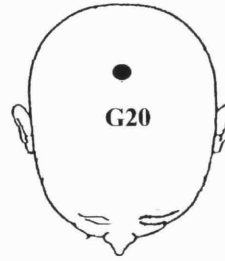
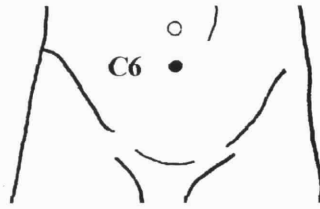


AcuPoint Analysis PANIC ATTACK

Points



AcuPoint Analysis

PANIC ATTACK

(DESCRIPTIONS)

Point	Description
C17	In men, on the mid-line of the chest between the two nipples. In women, on the mid-line of the chest between the fourth and fifth ribs.
C06	1.5 Cun below the navel.
G20	On the midpoint of the skull on a line connecting the tops of the ears.
K01	On the bottom of the foot, in the middle, just behind the ball (the most padded forward part).
LV03	Two cun above the separation between the biggest and second toes, on the top side of the foot.
P06	The width of two thumbs (2 Cun) above the most prominent crease on the inner wrist, in line with the middle finger.
P07	On the most prominent crease of the inner wrist, in line with the middle finger.
ST36	The width of one hand (3 Cun) below the bottom of the kneecap, and the width of one thumb (1 Cun) toward the outside of the leg (direction of the small toe.) Found in the trough or valley where the two most prominent bones of the calf come together.
UB15	1.5 Cun from the spine midline, near the middle of the bony part of your shoulder blade (scapula). Lateral to the fifth thoracic vertebra. Easily stimulated with the Back-eze.