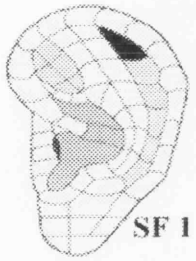
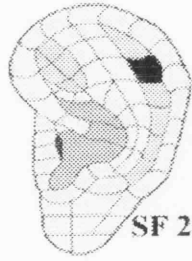


AcuPoint Analysis PERIPHERAL NEURITIS HAND

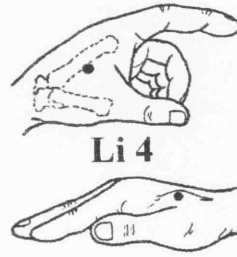
Points



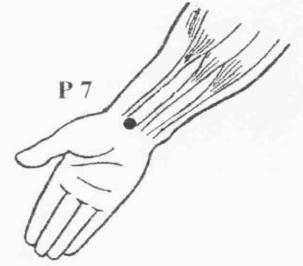
SF 1



SF 2



Li 4



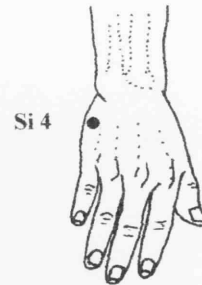
P 7



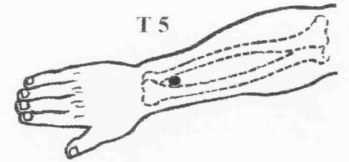
PSF 1



PSF 2



Si 4



T 5



FO 54

AcuPoint Analysis
RHEUMATISM, BACK
(DESCRIPTIONS)

Point	Description
ESF01	Fingers, Appendix 1. Located on the 1st zone of the Scaphoid Fossa.
ESF02	Wrist, Hand, Urticaria Point, Minor Occipital Nerve. Located on the 2nd zone of the Scaphoid fossa.
LI04	On the back of the hand between the thumb and index finger metacarpal bones. Find the spot midway on the bone that connects the index finger to the wrist and probe inward toward the main body of the hand.
P07	On the most prominent crease of the inner wrist, in line with the middle finger.
PSF01	Hand and finger muscles, wrist movement.
PSF02	Hand and finger muscles, wrist movement.
SI04	On the outer edge of the hand just about on the first crease of the wrist. It is in the depression between the last bone of the hand and the bone in the wrist.
T05	The width of two thumbs above the most prominent crease of the upper wrist, in line with the middle finger. On the outside of the forearm.
FO54	Low spine. Outside of foot.

