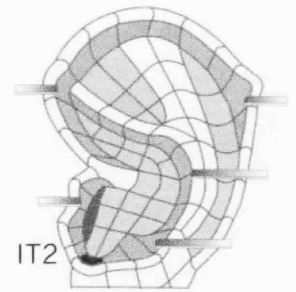
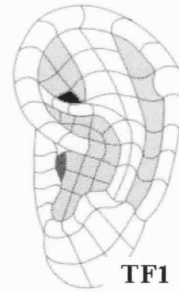
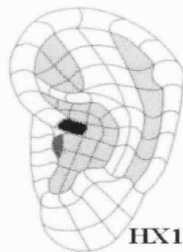
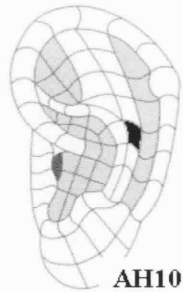
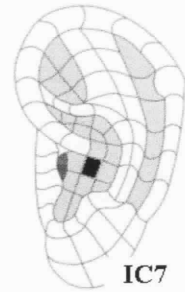
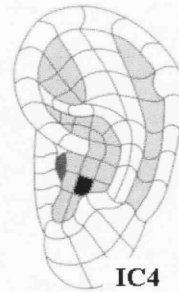
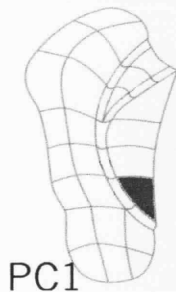
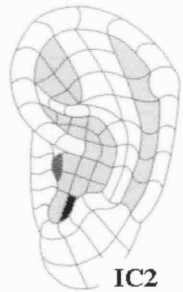
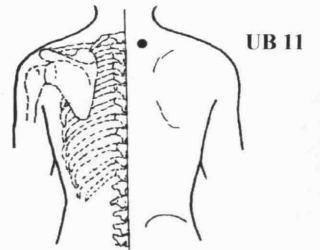
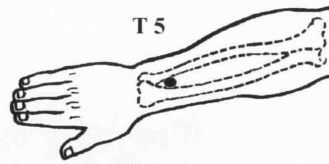
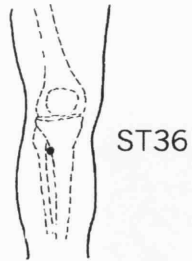
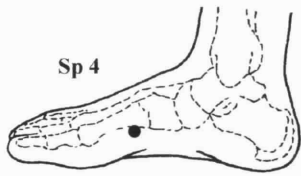
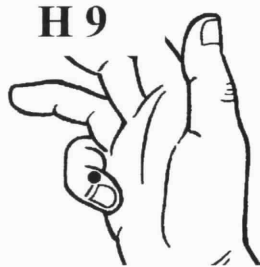
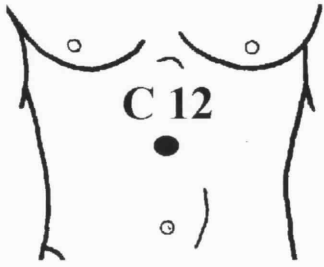


# AcuPoint Analysis PLEURISY\*

## Points



# AcuPoint Analysis

## PLEURISY\*

(DESCRIPTIONS)

Point	Description
<b>C12</b>	4 cun above the navel, along the mid-line.
<b>H09</b>	On the inside of the tip of the little finger, about 0.1 cun behind the corner of the nail.
<b>LI04</b>	On the back of the hand between the thumb and index finger metacarpal bones. Find the spot midway on the bone that connects the index finger to the wrist. Sometimes this point is easy to find by squeezing two fingers together to form a small mound and marking an imaginary point at the peak of that mound. Then probe inward toward the main body of the hand, right on the bone.
<b>LU07</b>	On thumb edge of the wrist, 1.5 Cun toward elbow from wrist crease nearest hand. A difficult point to find, but made easier by linking the hands (in picture), find point beneath index finger lying along top of wrist, deep in a small hollow.
<b>SP04</b>	On the inner edge of the foot two cun from the large bulging joint where the big toe joins the foot.
<b>ST36</b>	The width of one hand (3 Cun) below the bottom of the kneecap, and the width of one thumb (1 Cun) toward the outside of the leg (direction of the small toe.) Found in the trough or valley where the two most prominent bones of the calf come together.
<b>T05</b>	The width of two thumbs above the most prominent crease of the upper wrist, in line with the middle finger. On the outside of the forearm.
<b>UB11</b>	1.5 Cun from the spine midline, 1 cun below a line level with the top of the shoulder blades. Easily stimulated with the Back-eze.
<b>EIC02</b>	LUNG 2, IPSILATERAL LUNG, ANTERIOR HYPOTHALAMUS
<b>EPC01</b>	
<b>EIC04</b>	LUNG, HEART .C, BRONCHI, TUBERCULOSIS POINT
<b>EIC07</b>	ESOPHAGUS, EYE DIRORDER 3 (NEW EYE POINT), CARDIAC ORIFACE
<b>EAH10</b>	CHEST AND RIBS, THORAX, PECTORAL MUSCLES, BREAST, MAMMARY GLAND .C
<b>EHX01</b>	Master Point 0, Point of Support, Solar Plexus, Umbilical Cord, Penis, or Clitoris, Sexual Desire, Bosch Point, Diaphragm, Hiccups. Located in a notch at the beginning of the Helix Root. This point brings the whole body toward a state of homeostatic balance
<b>ETF01</b>	French Upper Leg, Chinese Thigh. Located on the 1th zone of the Triangular Fossa.
<b>EIT02</b>	Endocrine Point, Internal Secretion, Thyrotropins (TSH).