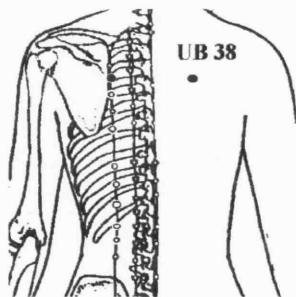
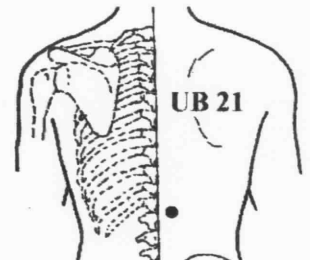
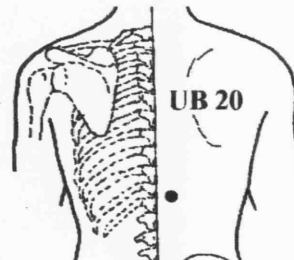
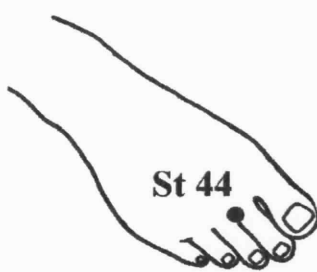
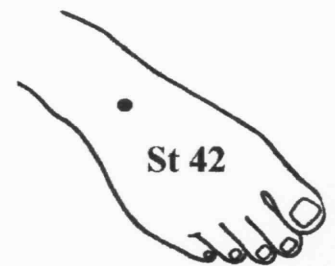
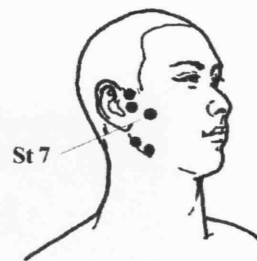
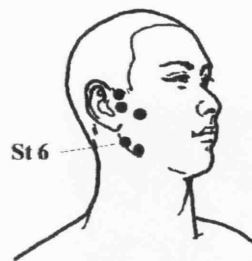
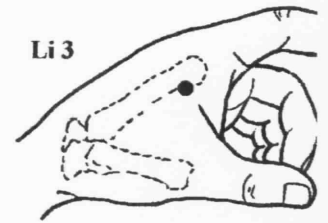
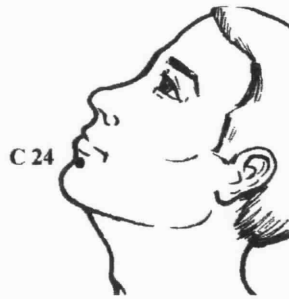
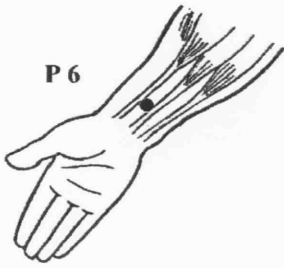


AcuPoint Analysis PREGNANCY, NAUSEA*

Points



AcuPoint Analysis

PREGNANCY, NAUSEA*

(DESCRIPTIONS)

Point	Description
P06	The width of two thumbs (2 Cun) above the most prominent crease on the inner wrist, in line with the middle finger.
C24	In the depression just below the lower lip.
K21	Just below the bottom of the ribcage, the width of one thumb to either side of the mid-line.
LI03	On the inside of the index finger, behind the joint where the finger joins the hand.
LU09	On the crease closest to the hand of the inner wrist, in line with the thumb.
ST06	Between the upper and lower jaw, on the muscle that bulges when the back teeth are clenched.
ST07	In the depression between the inferior border of the zygomatic arch and the mandibular notch. On a line from the ear lobe to the corner of the eye, 2 cun from the ear lobe.
ST42	On the top of the foot, midway between where the foot joins the leg and the toes, in line with the second toe.
ST44	Just behind the separation between the second and third toes.
ST45	Just to the rear of the second toenail, on the side closest to the smallest toe.
UB20	1.5 cun from the spine midline, between the 11th and 12th thoracic vertebra. 3.5 cun above the waist line on a 'normal-waisted' person. Easily stimulated with the Back-eze.
UB21	1.5 Cun from the spine midline, between the 12th thoracic vertebra and the 1st lumbar vertebra. 2.5 cun above the waist line. Easily stimulated with the Back-eze.
UB38	3 Cun from the spine midline, level with the fourth thoracic vertebra. Between the shoulder blade and the spine 4 cun below a line drawn between the tips of the shoulders.

PREGNANCY, NAUSEA*:

(Not to be used if history of habitual abortion) (Morning Sickness)