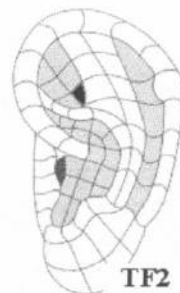
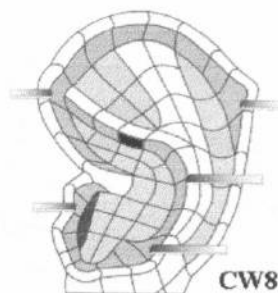
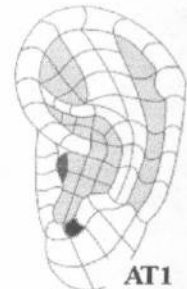
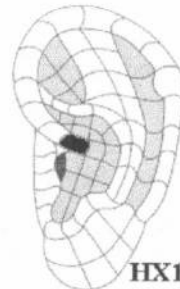
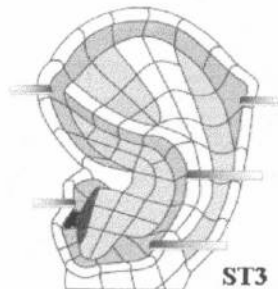
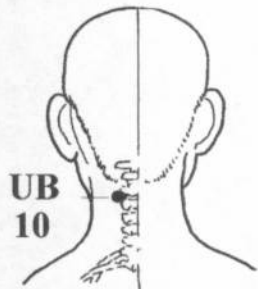
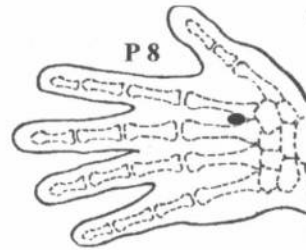
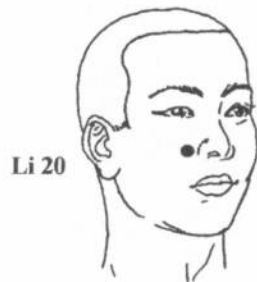
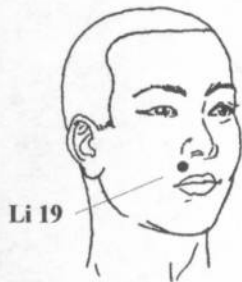
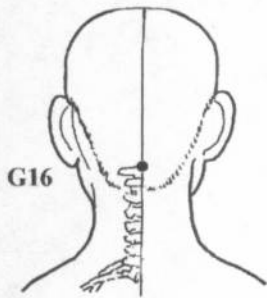


AcuPoint Analysis RHINITIS*

Points



AcuPoint Analysis

RHINITIS*

(DESCRIPTIONS)

| Point | Description |
|--------------|--|
| G16 | 1 cun below the area where the skull joins the spine (cervical atlas), on the spine. |
| G20 | On the midpoint of the skull on a line connecting the tops of the ears. |
| GB20 | This point is right under and against the base of the skull, in the two small muscular grooves at the back of the neck, two to three inches apart depending on the size of the head. |
| LI04 | On the back of the hand between the thumb and index finger metacarpal bones. Find the spot midway on the bone that connects the index finger to the wrist. Sometimes this point is easy to find by squeezing two fingers together to form a small mound and marking an imaginary point at the peak of that mound. Then probe inward toward the main body of the hand, right on the bone. |
| LI19 | The width of one thumb from the face centerline, midway between the nose and the upper lip. |
| LI20 | At the flare of the outer nostrils where they join the cheek, on the cheek, rather than on the nostrils. |
| P08 | Between the second and the third metacarpal bones of the hand, where the tip of the middle finger touches when the fist is clenched. |
| ST02 | One-half thumb width below the center of the lower eye ridge in an indentation of the cheek. |
| UB10 | 0.5 cun just beneath the base of the skull, on the rosy muscles and 0.5 cun from the spine midline. |
| EST03 | Master Point 5: Chinese Inner Nose (Nasal Cavity), French Master Oscillation Point, Reticular Formation, Auditory Nerve, Deafness, Dumb Point. Located on the 3rd zone of the Subtragus. This point balances the left and right Cerebral Hemispheres, correcting problems of cerebral laterality. |
| EHX01 | Point 0, Solar Plexus, Umbilical Cord, External Genitals .F, Penis or Clitoris, Sexual Desire |
| EAT01 | FOREHEAD, THYROID CONTROL (TSH), EYE DISORDER 2 (MU 2) |
| ESC06 | KIDNEY .C, URETER .C |
| ECW08 | ADRENAL GLAND, LUMBAR SYMPATHETIC GANGLIA |
| ETF02 | Master Point 1, (Shen Men), French Hip, Chinese Shen Men (Divine Gate), Pelvic Cavity, French Wonder Point. Located in the middle of the 2st zone of the Triangular Fossa. This master point alleviates pain, tension, anxiety, and depression. |
| EIT02 | Endocrine Point, Internal Secretion, Thyrotropins (TSH). |