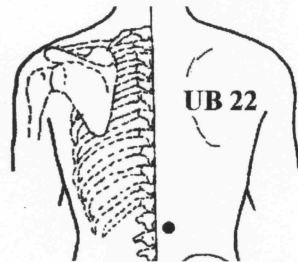
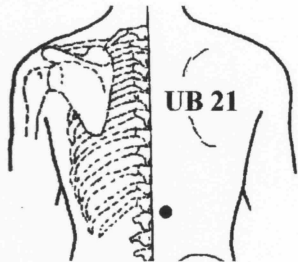
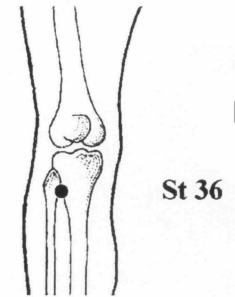
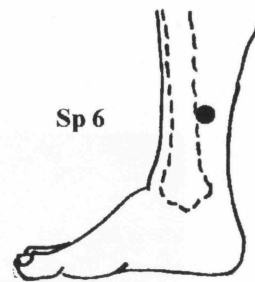
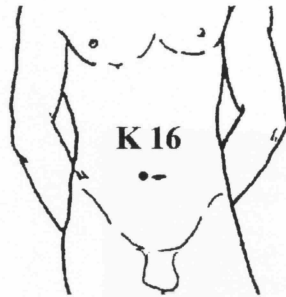
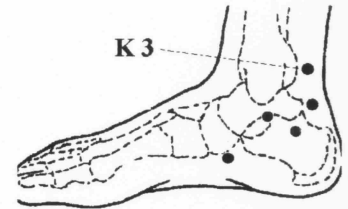
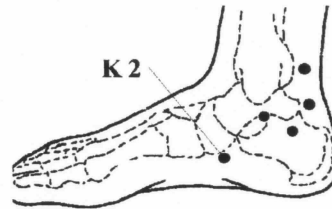
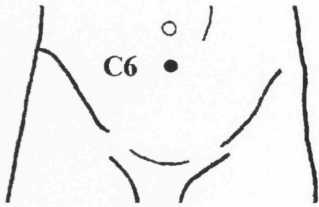


AcuPoint Analysis ADRENAL DSRDR*



- GB34** Slightly below the level of the bottom on the kneecap, on the outer side of the leg, in the slight depression formed when the knee is completely straight. Forward of a line to the crown of the outer ankle.
- K02** On the inner edge of the foot, the width of one hand forward (direction of the toes) from the tip of the heel.
- K03** The width of two thumbs above the crown of the inner ankle, still on the inner side of the leg, but almost to the rear of the leg. Do not strongly stimulate this point after the third month of pregnancy.
- K07** The width of two thumbs above and slightly behind the inside crown of the inner ankle.
- K16** Level with the umbilicus, 0.5 cun from the centerline of the body.
- SPO6** The width of one hand (3 thumbs) above the crown of the inner ankle, just behind the shin bone on the front of the leg.
- ST36** The width of one hand (3 Cun) below the bottom of the kneecap, and the width of one thumb (1 Cun) toward the outside of the leg (direction of the small toe.) Found in the trough or valley where the two most prominent bones of the calf come together.
- UB21** 1.5 Cun from the spine midline, between the 12th thoracic vertebra and the 1st lumbar vertebra. 2.5 cun above the waist line. Easily stimulated with the Back-eze.
- UB22** 1.5 cun from the spine midline, on a level between the 1st and 2nd lumbar vertebra. 1.5 cun above the waist line. Easily stimulated with the Back-eze.

Stressaway Acupressure 888-853-0646
info@stress-away.com www.stress-away.com