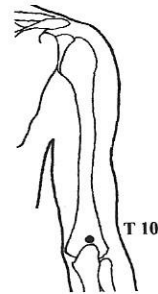
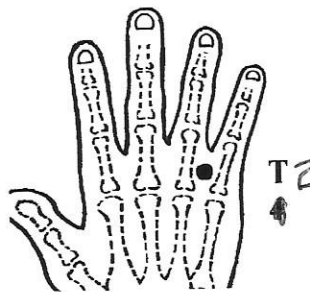
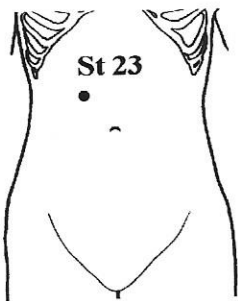
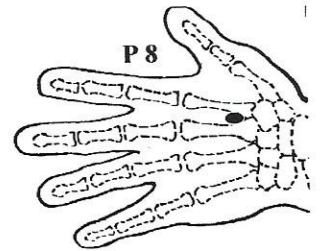
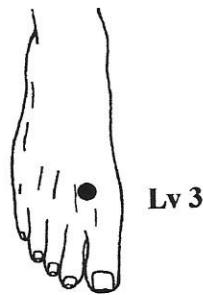
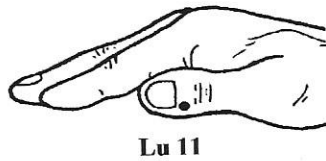
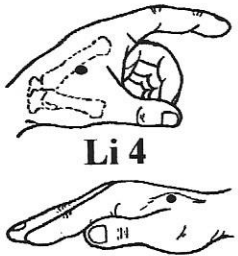
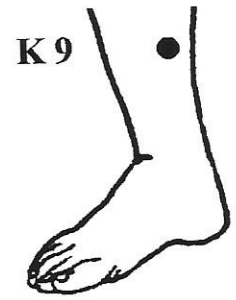

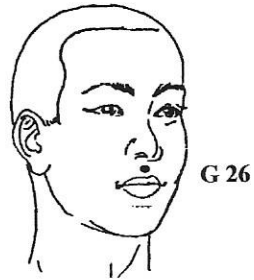


AcuPoint Analysis ALZHEIMERS DISEASE*

Points



AcuPoint Analysis ALZHEIMERS DISEASE*

(DESCRIPTIONS)

Point	Description
C14	2 cun below the bottom of the breastbone.
G26	Midway between the nose and the upper lip.
K01	On the bottom of the foot, in the middle, just behind the ball (the most padded forward part).
K09	X 5 cun above the crown of the inner ankle bone along a line one half the distance between the inside of the calf and the back of the calf.
LI04	On the back of the hand between the thumb and index finger metacarpal bones. Find the spot midway on the bone that connects the index finger to the wrist. Sometimes this point is easy to find by squeezing two fingers together to form a small mound and marking an imaginary point at the peak of that mound. Then probe inward toward the main body of the hand, right on the bone.
LU11	0.1 Cun from the nail bed bottom corner on the top of the thumb. Between the nail and the first joint of the thumb, just behind the nail on the side farthest from the other fingers.
LV03	Two cun above the separation between the biggest and second toes, on the top side of the foot.
P08	Between the second and the third metacarpal bones of the hand, where the tip of the middle finger touches when the fist is clenched.
ST23	X 2 cun above the navel, 2 cun lateral from the midline.
ST45	X Just to the rear of the second toenail, on the side closest to the smallest toe.
T02	X On the back of the hand behind the web of the fourth and the fifth finger and in front of the knuckle joints.
T10	X In the depression made when the elbow is flexed, about 1 cun in back of the tip of the elbow bone.

X MOST IMPORTANT POINTS